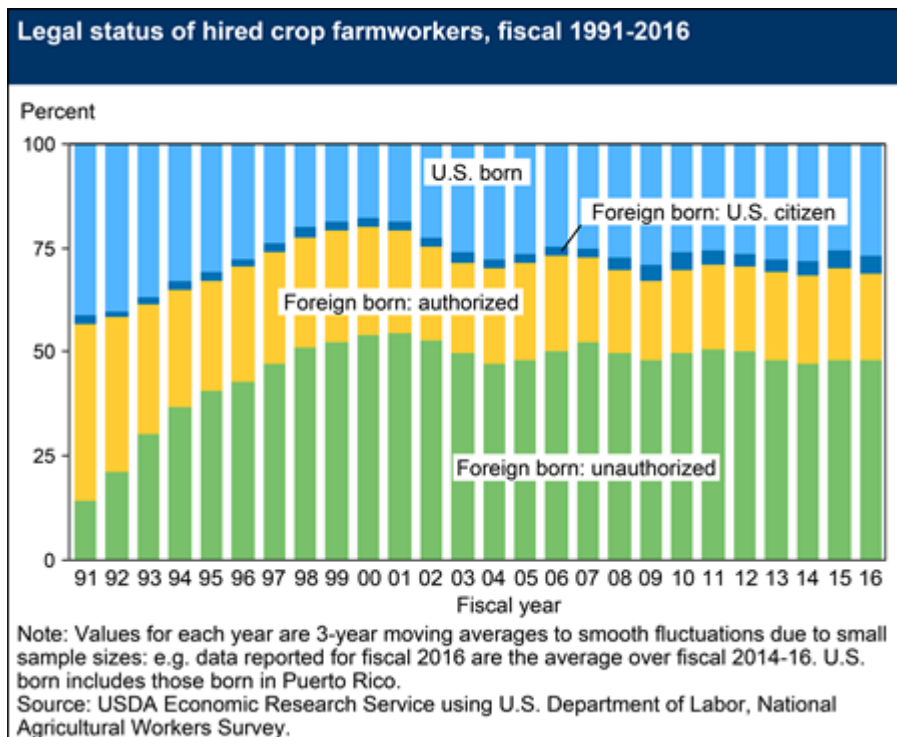
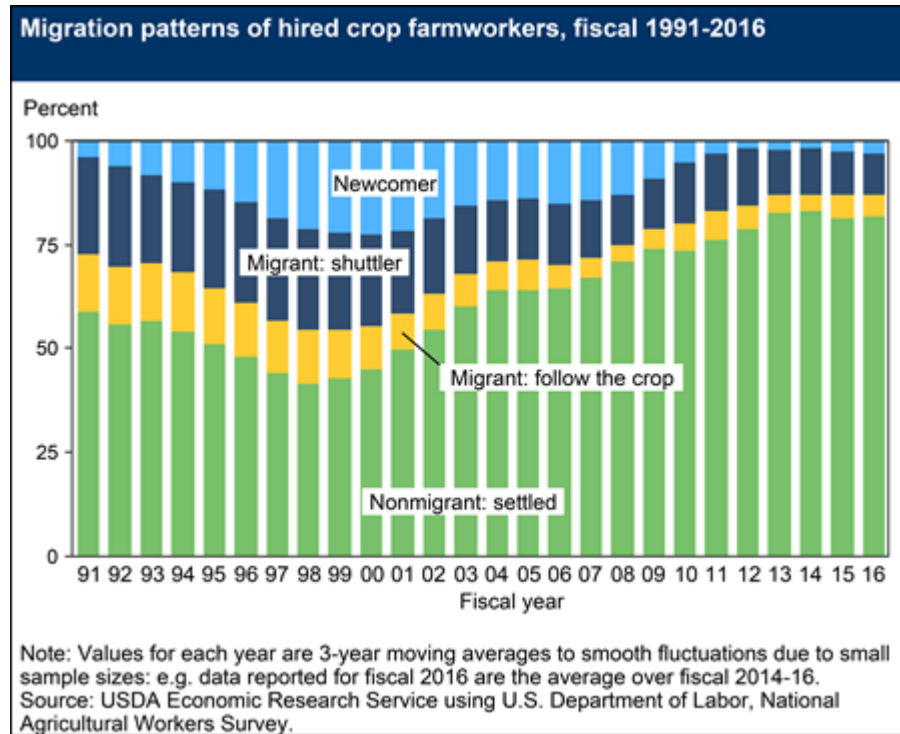


## Fast Facts on the Role of Foreign-Born Workers in the Hired Farmworker Labor Force

- Hired farmworkers include field crop workers, nursery workers, livestock workers, farmworker supervisors, and hired farm managers. See <https://www.ers.usda.gov/topics/farm-economy/farm-labor/>
- Nationally, the share of hired crop workers who were not legally authorized to work in the US grew from roughly 15% in 1989-1991 to almost 55% in 1999-2001 and has since fluctuated around 50%.
- In 2014-16 in the US, 27% of crop farmworkers were US born, 4% were immigrants who had obtained US citizenship, 21% were other authorized immigrants (green card, H-2A, or lawful permanent residents), and the remaining 48% were not work authorized.



- More than 80% of hired crop farmworkers nationally are not migrant workers but are considered settled, meaning that they work at a single location within 75 miles of their home. This number is up from 41% in 1996-98, a profound change.



Recent findings from the National Agricultural Workers Surveys published by the US Department of Labor for the years from 1989-1991 and 2015-2016 (<https://www.doleta.gov/naws/research/data-tables/>) showed some major changes among agricultural workers, particularly those who are foreign-born, across the nation.

- In 2015-2016, 75% of workers were foreign born, 29% were citizens, and 49% were unauthorized compared to 60%, 43%, and 14%, respectively, in 1989-1991.
- Mexican workers are a higher proportion of the workforce rising from 54% in 1989-1991 to 69% in 2015-2016.
- An increasing share come to the US from the southern part of Mexico. The proportion has tripled over the last two decades.
- Newcomers to the US experienced a sharp decline over the last several years from 22% in 1998-2000 to 5% in 2015-2016.
- Just under than half (49%) of the US crop labor force in 2015-2016 had no authorization to work up from 1989-1991 when 14% were not work-authorized.

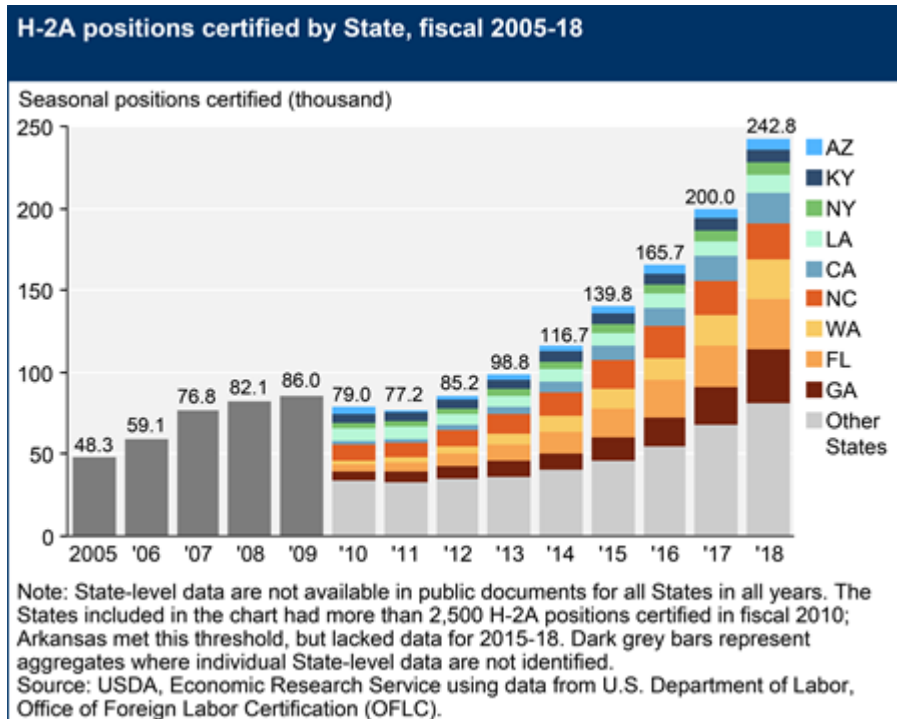
From the 2017 Census of Agriculture, there were 61,071 hired workers in PA agriculture compared to 65,487 in 2012, a decrease of 6.7%. Farms that hired the workers decreased from 14,954 in 2012 to 13,429 in 2017, a decrease of 10.2%.

- Geographically, the top six counties in farms and workers were Adams (332; 3,369), Berks (530, 3,375), Chester (713; 6,740), Franklin (585; 2,741); Erie (317; 1,730); and Lancaster (2,012; 8,402).
- Top six by crop, Fruit and Tree Nut Farming; Dairy, Cattle, and Milk Production; Greenhouse, Nursery, Floriculture; Vegetable and Melon Farming; Oilseed and Grain Farming; and Other Crop Farming.
- In PA, 13,429 farms spent \$784,029,000 in 2017 on hired labor as recorded by the Census compared to 14,954 farms that spent \$671,592,000 in 2012, an increase of 2%.
- Using national averages with the PA workforce, a rough estimate of the number of unauthorized hired workers in PA would be 49% of 61,071 or 29,925.
- According to the NAWS published by the US Department of Labor in January 2017 for the years from 2011-2012, the share of workers who migrate for work has fallen nationally to about 17%. The total number of workers that fall into the “migrant” category in the 2017 Census was 4,731 for Pennsylvania.
- Adams (63), Bedford (158), Berks (96), Chester (1,071), Columbia (108), Cumberland (207), Erie (99), Franklin (453), Lancaster (161), York (234), and Washington (44) are the leading counties where migrant labor is deployed.
- 76% are Hispanic while the balance is Haitian, African-American, or Caucasian.

There are 51 registered farm labor contractors in PA currently.

H-2A is the official guest worker program of the US government for agriculture and H-2B is the program for non-agriculture where most of the workers are employed in the landscaping industry.

- In 2015, there were 74 employers using the H-2A program in PA with 251 employers using the H-2B program, while, in 2016, there were 82 and 280, respectively.
- In 2016, a total of 927 (821 in 2015) positions were requested in H-2A with 892 (777 in 2015) positions certified and 1,984 (773 in 2015) admissions into the state; H-2B had 4,696 (4,456 in 2015) positions requested with 4,195 (3,659 in 2015) positions certified and 3,258 (2,897 in 2015) admissions.
- PA ranked 30<sup>th</sup> (29<sup>th</sup> in 2015) in H-2A certifications in the US and sixth (unchanged) in H-2B certifications in 2016.
- See Employment and Training Administration, US Department of Labor, Office of Foreign Labor Certification, *Annual Report, 2016* at <https://www.foreignlaborcert.doleta.gov/performance/cfm> and US Department of Homeland Security, *Yearbook of Immigration Statistics, 2016, Supplemental Table 3* at <https://www.dhs.gov/immigration-statistics/yearbook/2016>



### Getting to a Number for Pennsylvania

Given the timeframes for the existing data and the variety of sources that report on a variety of data points, it is a challenge to come up with some key statistics on the foreign-born worker in the PA agricultural workforce. However, from the 2012 Census of Agriculture and ensuing data from other surveys, we can say the following:

- There are just under 61,071 hired workers in PA agriculture (from 2017 Census).
- Around 17,710 (29%) are citizens (estimate from NAWS, January 2017).
- As many as 45,800 (75%) are foreign-born (estimate from NAWS, January 2017).
- Roughly 29,925 (49%) are undocumented (from 2017 Census).
- Only about 4,731 in PA migrate (from 2017 Census).
- There were 927 in the H-2A program and 1,984 in the H-2B program in PA in 2016 (ETA, Annual Report, 2016).

For more information, contact Dr. Scott J. Sheely, Special Assistant for Workforce Development at 717-346-0426 or [scsheely@pa.gov](mailto:scsheely@pa.gov).

## Media Coverage of Recent ICE Raids

<http://www.chestercounty.com/2017/05/03/141298/twelve-arrested-in-ice-raid-at-mushroom-farm>

[ICE Raids Mushroom Farm in Chester County, Arrests Nine Alleged Undocumented Immigrants: Witnesses | NBC 10 Philadelphia](#)

<http://www.crainsnewyork.com/article/20170323/BLOGS04/170329954>

<http://www.nbcphiladelphia.com/news/local/248-Arrested-During-ICE-Raids-in-Pennsylvania-Delaware-West-Virginia-416274393.html>

<https://smallbiztrends.com/2017/03/pennsylvania-restaurant-closes-after-ice-raid.html>

<http://www.milkbusiness.com/article/pennsylvania-farm-ice-raid-enforcement-strategy-changing>

<http://www.witf.org/news/2017/03/ice-hails-nearly-200-immigration-arrests-in-pa.php>

[http://www.pennlive.com/news/2017/03/ice\\_raids\\_illegal\\_immigrants\\_u.html](http://www.pennlive.com/news/2017/03/ice_raids_illegal_immigrants_u.html)

<http://www.route fifty.com/public-safety/2017/06/can-americas-farms-survive-threat-deportations/138471/>

<http://www.post-gazette.com/business/career-workplace/2017/06/06/Farm-labor-federal-work-visa-compliance-immigration-H2A/stories/201706060019>

<http://www.phillymag.com/news/2017/09/29/ice-arrests-107-immigrants-philly-operation-safe-city/>

<http://www.phillymag.com/news/2017/09/29/ice-arrests-107-immigrants-philly-operation-safe-city/#kaKToY6Zkx7Vu924.99>

## Media Coverage of the Agriculture Workforce Situation

<http://www.latimes.com/projects/la-fi-farm-labor-guestworkers/>

[https://brownfieldagnews.com/news/h-2a-guest-worker-visas-set-another-record/?utm\\_content=buffer54c55&utm\\_medium=social&utm\\_source=twitter.com&utm\\_campaign=buffer](https://brownfieldagnews.com/news/h-2a-guest-worker-visas-set-another-record/?utm_content=buffer54c55&utm_medium=social&utm_source=twitter.com&utm_campaign=buffer)

<https://www.americanimmigrationcouncil.org/research/new-americans-pennsylvania>

[http://www.newsworks.org/index.php/local/item/105780-landscaper-company-calls-extra-h-2b-visas-band-aid-for-labor-shortage?\\_topstory](http://www.newsworks.org/index.php/local/item/105780-landscaper-company-calls-extra-h-2b-visas-band-aid-for-labor-shortage?_topstory)

<https://www.marketplace.org/2017/09/26/business/amid-trump-s-immigration-crackdown-farmers-look-reform>

[https://www.nytimes.com/2017/10/05/nyregion/the-jamaican-apple-pickers-of-upstate-new-york.html?emc=edit\\_th\\_20171008&nl=todaysheadlines&nlid=77064406](https://www.nytimes.com/2017/10/05/nyregion/the-jamaican-apple-pickers-of-upstate-new-york.html?emc=edit_th_20171008&nl=todaysheadlines&nlid=77064406)

<https://www.nytimes.com/2017/10/24/business/economy/immigration-jobs.html>